



ROGRIND 13.63 (Basisrahmen) – 5139900001
 Modul: Schleifscheibe BLDC-Elektromotor – 5134200007

For grinding of built-up welds on switch blades, frogs, stock rails and check rails as well as deburring of rail heads and in switches.

A grinding module (grinding disc/cup wheel) can be used with a base frame.

THE ADVANTAGES. YOUR BENEFITS.

High work quality & productivity

- Fast changeover of grinding modules without tools
- Low space requirement during transport and storage of the machine due to telescopic frame
- High flexibility due to various drive options
- Greater stability due to double holder of the 4 insulated flange rollers (divided)
- Drive for modules with BLDC electric motor: battery or power supply

User-friendly & safe

- Ergonomic guidance and operation of the machine
- Good view of the grinding area
- LED lighting
- Emergency stop on the push bar for more safety
- Rack for modules included in scope of delivery (excl. module for rail web grinding)

Wide range of applications

- The machine can be used for all common grinding and reprofiling work, especially in switches.
- Gauge adjustment without tools due to telescopic frame
- Optional: Work on grooved rails

High grinding and work quality

- Precisely ground face due to stable guidance and central feed of grinding units
- Precise setting of grinding angle with fine adjustment and large scale
- Grinding throughput with BLDC electric motor: at least 60 minutes of continuous grinding (depending on rail profile, trimmer, grinding wheel etc.)
- Consistent running during side grinding due to additional guide rollers
- Deadman's brake
- Twist resistant due to strong closed frame
- Optional: Module for grinding rail webs: for derusting the rail web for a continuous current flow before the flash welder machine, for preparing an insulated joint or removing rolling marks.

SPECIFICATION Base frame

Track gauge	1000 – 1676 mm
Dimensions in transport position (L x W x H)	1750 x 1165 x 1060 mm
Dimensions in working position (L x W x H)	2200 x 1165 x 1060 mm
Base frame weight	from 92 kg

ACCESSORIES

5128930001	Toolbox
5120110001	Rollers for grooved rails
9000100195	Cover
5118930001V	Storage grid
5138930005	Rotating device 180°
5138930004	Battery tool box (up to 4 batteries (2300 Wh))
5138930012	Additional carrying handles
5138930013	Auxiliary travelling gear

SPECIFICATION Module: Grinding disc

Drive	4-stroke petrol engine	4-stroke petrol engine	Electric motor	BLDC electric motor
Type	Honda GX200	Honda GX270	400 V, 50 Hz	
Output	4.3 kW	6.3 kW	4.0 kW	6.6 kW
Grinding disc external diameter	260 mm	260 mm	260 mm	260 mm
Max. swivelling range	32° in both directions	32° in both directions	32° in both directions	32° in both directions
Grinding disc speed	3250 rpm	3250 rpm	3250 rpm	3250 rpm
Module weight	from 36.8 kg	from 48.2 kg	from 48 kg	from 24.1 kg



Grinding disc module GX 200






Grinding disc module GX 270



Electric motor grinding disc module



BLDC electric motor E³ grinding disc module



Maximum swivelling range: 32° in both directions with grinding disc module

ACCESSORIES

Grinding discs for flat bottom rails

- 9002000701 ø 260 x 25 mm, holder ø 120 mm
- 9002000463 ø 254 x 40 mm, holder ø 76.2 mm
- 8890500001V Grinding disc holder for grinding disc ø 254 x 40 mm, holder ø 76.2 mm
- 9002000439 ø 255 x 32 mm, holder ø 25.4 mm
- 8890810001 Grinding disc holder for grinding disc ø 255 x 32 mm, holder ø 25.4 mm

Grinding discs for grooved rails

- 9002000654 ø 260 x 15 mm, holder ø 120 mm
- 9889410004 Grinding disc holder for grinding disc ø 260 x 15 mm, holder ø 120 mm

Accessories for E³ grinding disc module

- 7839900001 Battery 2300 Wh
- 7879900001 Battery charger 2300 Wh
- 5039900003 Power supply, 400 Volt
- 5118930001V Storage grid for battery
- 9000208017 Battery box for battery 2300 Wh



Grinding discs

SPECIFICATION Module: Cup wheels

Drive	4-stroke petrol engine	Electric motor	BLDC electric motor	BLDC electric motor
Type	RGX200	400 V, 50 Hz		
Output	4.6 kW	4.0 kW	6.6 kW	6.6 kW
Grinding disc external diameter	90 mm/125 mm/150 mm	90 mm/125 mm/150 mm	90 mm/125 mm/150 mm	90 mm/125 mm/150 mm
Max. swivelling range	80° internal and 20° external	80° internal and 32° external	80° internal and 32° external	90° internal and 32° external
Grinding disc speed	3900 rpm	2900 rpm	3800 rpm	3800 rpm
Module weight	from 30.6 kg	from 37.5 kg	from 24.1 kg	from 30,5 kg



RGX200 cup wheel module




Electric motor cup wheel module



BLDC electric motor E³ cup wheel module



BLDC electric motor E³ cup wheel module 90°



Maximum swivelling range 32° external and 80° internal

ACCESSORIES

Cup wheels

- 9878081000 Ø 90 mm conical for frog noses and switches, central nut holder M20 (also suitable for the running surface of grooved rails)
- 9002000330 Ø 90 mm cylindrical for built-up welds, central nut holder M20
- 9002000687 Ø 125 mm central nut holder M20
- 9002000688 Ø 125 mm screw fastening 4xM8, pitch circle Ø 90 mm
- 9002000690 Ø 150 mm central nut holder M20
- 9002000689 Ø 150 mm screw fastening 4xM8, pitch circle Ø 115 mm

Other cup wheels on request.

Accessories for E³ cup wheel module

- 7839900001 Battery 2300 Wh
- 7879900001 Battery charger 2300 Wh
- 5039900003 Power supply, 400 Volt
- 5118930001V Storage grid for battery
- 9000208017 Battery box for battery 2300 Wh



Cup wheels

SPECIFICATION Module: Rail web grinding

Drive	4-stroke petrol engine	BLDC electric motor
Type	RGX200	
Output	4.6 kW	6.6 kW
Profile grindstone cup wheel outside diameter	135 mm x 90 mm	135 mm x 90 mm
Max. swivelling range	+/- 15°	+/- 15°
Grinding disc speed	3900 rpm	3800 rpm
Module weight	from 34.5 kg	from 24.1 kg

ACCESSORIES

Profile grindstones

- 9898081080 for rail sections 49E1 to R65
135 x 55 x 90/50/25.4
- 9002000556 for rail sections smaller than 49E1
135 x 55 x 70 x 20 x 25,4
- 5138930008 Wire brush with protective cover



RGX200 rail web grinding module



BLDC electric motor E³ rail web grinding module



Grinding disc module GX 200



Grinding disc module GX 270



Electric motor grinding disc module



BLDC electric motor E³ grinding disc module



RGX200 cup wheel module



ROGRIND 13.63 BASE FRAME



BLDC electric motor E³ rail web grinding module



BLDC electric motor E³ cup wheel module 90°



Electric motor cup wheel module



BLDC electric motor E³ cup wheel module



RGX200 rail web grinding module